



New style

LIGHTWEIGHT PERFORMANCE SOFTSHELL




Style 9510

A premium-quality, lightweight softshell jacket with a slightly shaped fit. It has two large front pockets, an adjustable waist, a laminated waterproof sleeve pocket, and elastic cuffs.

SPECIFICATIONS

- Black
- Navy
- Sky Diver
- Grey Melange

Shaped fit // Bonded waterproof sleeve pocket // 2 large front pockets // Adjustable hem

-  260 gsm.
-  95% Polyester-5% Spandex/TPU Transparent Membrane
-  S-3XL
-  10/1 pcs.

